

revolution



revolution

*Above ground two-post, four-post, mid-rise vehicle
and motorcycle service lifts for repair facilities*

RTP10 Two-Post Lift / 10,000 lbs. capacity

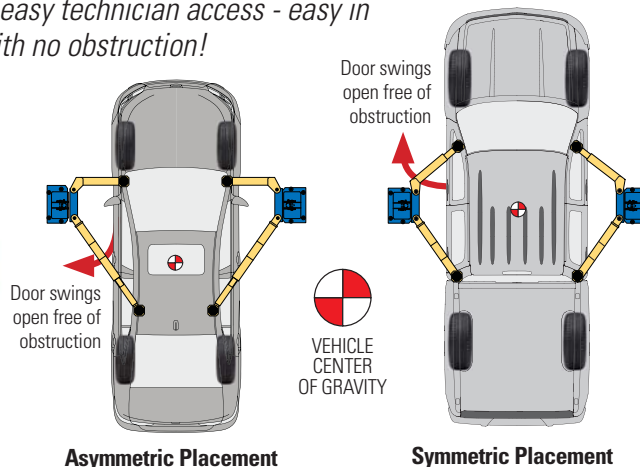
Versatile RTP10 with SPOT-RITE™ Arms - technicians have the option of lifting vehicles asymmetrically or symmetrically!



Shown:
RTP10N400
10,000 lbs.
(4535kg capacity)

3-Stage SPOT-RITE™ Front Arms

allow techs to spot and position vehicle's doors in front or behind lift columns to prevent door damage and allow easy technician access - easy in and out with no obstruction!



FEATURES:

- Two full-stroke cylinders with overhead cable for equalization
- Top mounted pull design cylinder protects piston inside of carriage
- Spring operated arm restraints, disengage at floor level
- Padded overhead switch bar
- Single point lock release
- ALI Gold Certified Lift

Low-Profile Threaded Adapter Design

The RTP10 features low-profile, oversized pads with extensions to raise most vehicles on the road today. Includes four (each) adapter extensions at 3.5" and 5" (89mm, 127mm). Includes storage bracket.



Specifications	RTP10	R10
Capacity	10,000 lbs. (4535kg)	10,000 lbs. (4535kg)
Rise	71 -1/4" (1809mm)	71 -1/4" (1809mm)
Maximum Rise	76 -1/4" (1937mm) with 5" extension	76 -1/4" (1937mm) with 5" extension
Overall Height	143" (3632mm)	143" (3632mm)
Overall Width	131" or optional 137" (3327 / 4380mm)	131" or optional 137" (3327-4380mm)
Drive Through Clearance	99" or optional 105" (2515 / 2667mm)	99" or optional 105" (2515-2667mm)
Overhead Switch Height	137-1/4" (3486mm)	137-1/4" (3486mm)
Front Reach (Min/Max)	23" / 44 -1/2" (584mm / 1130mm)	24-1/2" / 44-3/8" (621mm / 1127mm)
Rear Reach (Min/Max)	36" / 58" (914mm / 1473mm)	36" / 58" (914mm / 1473mm)
Min/Max Adapter Height	3-3/4" (95mm) no adapter extension 8-3/4" (222mm) w/ 5" adapter extension	3-3/4" (95mm) no adapter extension 8-3/4" (222mm) w/ 5" adapter extension
Width Inside Column	109" or optional 115" (2769mm / 2921mm)	109" or optional 115" (2769mm/2921mm)
Voltage/Amps	208/230, 17 amps	208/230, 17 amps
Motor/Phase	1ph/2HP/60Hz	1ph/2HP/60Hz
Ceiling Height Required	144" (3658mm)	144" (3658mm)

LIFTS AVAILABLE IN RED OR BLUE

Two - Post Lifts / 9,000 / 10,000 lbs. capaci-

R10 Two-Post Lift / 10,000 lbs. capacity

The R10 features 3-stage front arms and 2-stage rear arms - greater access to vehicle pickup points!

FEATURES:

- Full stroke hydraulic cylinders in each column
- Top mounted pull design cylinder protects piston inside of carriage
- Overhead cable for equalization
- Spring operated arm restraints, disengage at floor level
- Padded overhead switch bar
- Single point lock release
- ALI Gold Certified Lift

Low-Profile Adapter Design

The R10 features low-profile, oversized pads with extensions to raise most vehicles on the road today. Includes four (each) adapter extensions at 3.5" and 5" (89mm, 127mm) and (1) column storage bracket.



Model Shown: R10N400
10,000 lbs. capacity



RTP9 Two-Post Lift 9,000 lbs. capacity

Commercial grade lift - designed for facilities with low ceilings

RTP9 FEATURES:

- Dual hydraulic cylinders with chain
- Carriage latch system – engages every 3" (76mm)
- Secondary lock system includes a spring actuated slack chain locking device
- ALI Gold Certified Lift

Low-Profile Thread-Up Adapter Design

The RTP9 features low-profile, oversized pads with extensions to raise most vehicles on the road today. Includes four (each) adapter extensions at 3.5" and 5" (32mm, 127mm) and (1) column storage bracket.



2-Stage Symmetric Arms



Shown: RTP9N000MBL
9,000 lbs. (4082kg) capacity

Specifications	RTP9
Capacity	9,000 lbs. (4082kg)
Rise w/ Adapter Extensions	80-1/2" (2044mm)
Rise w/o Adapter Extensions	72" (1829mm)
Overall Height	111-1/4" (2826mm)
Overall Width	138-1/2" (3518mm)
Drive Through Clearance	97-1/4" (2470mm)
Width Inside Column	111" (2819mm)
Arm Reach (Min./Max.)	30" / 46-1/4" (762mm / 1175mm)
Min. Adapter Height	4-1/2" (114mm)
Drive-Over Height	1-1/2" (38mm)
Voltage/Amps	208/230 / 17 amps
Motor/Phase	1ph/2HP/60Hz
Min. Ceiling Height	113" (9'-5") (2870mm)

LIFT COLOR IS BLUE

RTP12 *Two-Post Lift / 12,000 lbs. capacity* 3-stage front and rear arms for greater overall sweep and vehicle pickup points



Shown:
RTP12N200
12,000 lbs.
(5443kg) capacity

Low-Profile Adapter Design

The RTP12 features low-profile, frame-engaging swivel adapters with extensions. Includes four (each) adapter extensions at 1.75", 3.5" and 5" (44mm, 89mm 127mm). Storage bracket included.



FEATURES:

- 3-stage front and rear arms
- Spring operated arm restraints, disengage at floor level
- Single point lock release
- Two full-stroke cylinders
- Overhead cable for equalization
- Padded overhead height limit switch bar
- Higher rise - up to 80-3/4" (2051mm)
- Large frame-engaging swivel adapters with extra height extensions are standard
- Adjustable overhead heights available*
- Adjustable width and drive-thru settings
- Durable powder coat finish
- ALI Gold Certified Lift

Specifications	RTP12
Capacity	12,000 lbs. (5443kg)
Rise	75-3/4" (1924mm)
Maximum Rise	80-3/4" (2051mm) w/ 5" extension
Adjustable Overall Height Options	166" (4216mm) Standard Height 178" (4521mm) Extended Max. Height* 154" (3912mm) LH1 143" (3632mm) DP
Overall Width	140" - 146" (3556 - 3708mm)
Drive Through Clearance	108-3/4" (2762mm) or optional 102-3/4" (2610mm)
Overhead Switch Height Options	160-1/8" (4067mm) Standard 172-1/8" (4524mm) Extended* 148-1/8" (3762mm) LH1 137-1/8" (3483mm) DP
Front Reach (Min./Max.)	27-3/4" min / 59" max (705mm / 1460mm)
Rear Reach (Min./Max.)	27-3/4" min / 59" max (705mm / 1460mm)
Lifting Pad Height (Min./Max.)	4-3/4" (121mm) with no extension 9-3/4" w/ 5" extension (248mm)
Width Between Columns	120-7/8" (3070mm) Standard 114-7/8" (2918) Optional
Voltage/Amps	208V / 230V / 17 amps
Motor/Phase	1ph / 2HP / 60Hz
Ceiling Height Required	168" (4267mm)

*Hose and cable kit required LIFTS AVAILABLE IN RED OR BLUE

Two - Post Lifts / 12,000 lbs. capacities

R12 Two-Post Lift / 12,000 lbs. capacity Greater lifting capacity for servicing cars, trucks and vans

FEATURES:

- 2-stage front and rear arms
- Spring operated arm restraints, disengage at floor level
- Single point lock release
- Two full-stroke cylinders
- Adjustable overhead heights available*
- Adjustable width and drive-thru settings
- Padded overhead switch bar
- Durable powder coat finish
- ALI Gold Certified Lift

Specifications	R12
Capacity	12,000 lbs. (5443kg)
Maximum Rise	77'-1/2" (1968mm) With 5" adapter extension
Adjustable Overall Height Options	166" (4216mm) Standard Height 178" (4521mm) Extended Max. Height* 154" (3912mm) LH1 143" (3632mm) DP
Overall Width	140" or optional 146" (3556 / 3708mm)
Drive Through Clearance	102-3/4" or optional 108-3/4" (2609 / 2762mm)
Overhead Switch Height Options	160-1/8" (4067mm) Standard 172-1/8" (4524mm) Extended* 148-1/8" (3762mm) LH1 137-1/8" (3483mm) DP
Front Reach (Min./Max.)	35" / 54" (889 / 1372mm)
Rear Reach (Min./Max.)	35" / 54" (889 / 1372mm)
Min./Max. Adapter Height	4-3/4" (120) w/ no adapter extension 9-3/4" (248mm) w/ 5" adapter extension
Width Inside Column	120-7/8" (3070mm) Standard 114-7/8" (2918) Optional
Voltage/Amps	208V / 230V / 17 amps
Motor/Phase	1ph / 2HP / 60Hz
Ceiling Height Required	168" (4267mm)

*Hose and cable kit required LIFTS AVAILABLE IN RED OR BLUE



Model Shown:
R12N200
12,000 lbs. capacity



Low-Profile Adapter Design

The R12 features low-profile, frame-engaging swivel adapters with extensions. Includes four (each) adapter extensions at 3.5" and 5" (89mm 127mm). Storage bracket included.



Two-Post Lift Accessories



Truck Adapter Kit
INCLUDES 4 SCREW-UP ADAPTERS, ADAPTER
RACK AND ATTACHMENT HARDWARE
#T100285BK

100 lb. Capacity Wheel Wing™ Tire Arms
INCLUDES 2 SET OF 2 ARMS,
LUG NUT DISHES, SHIMS
#FA5974

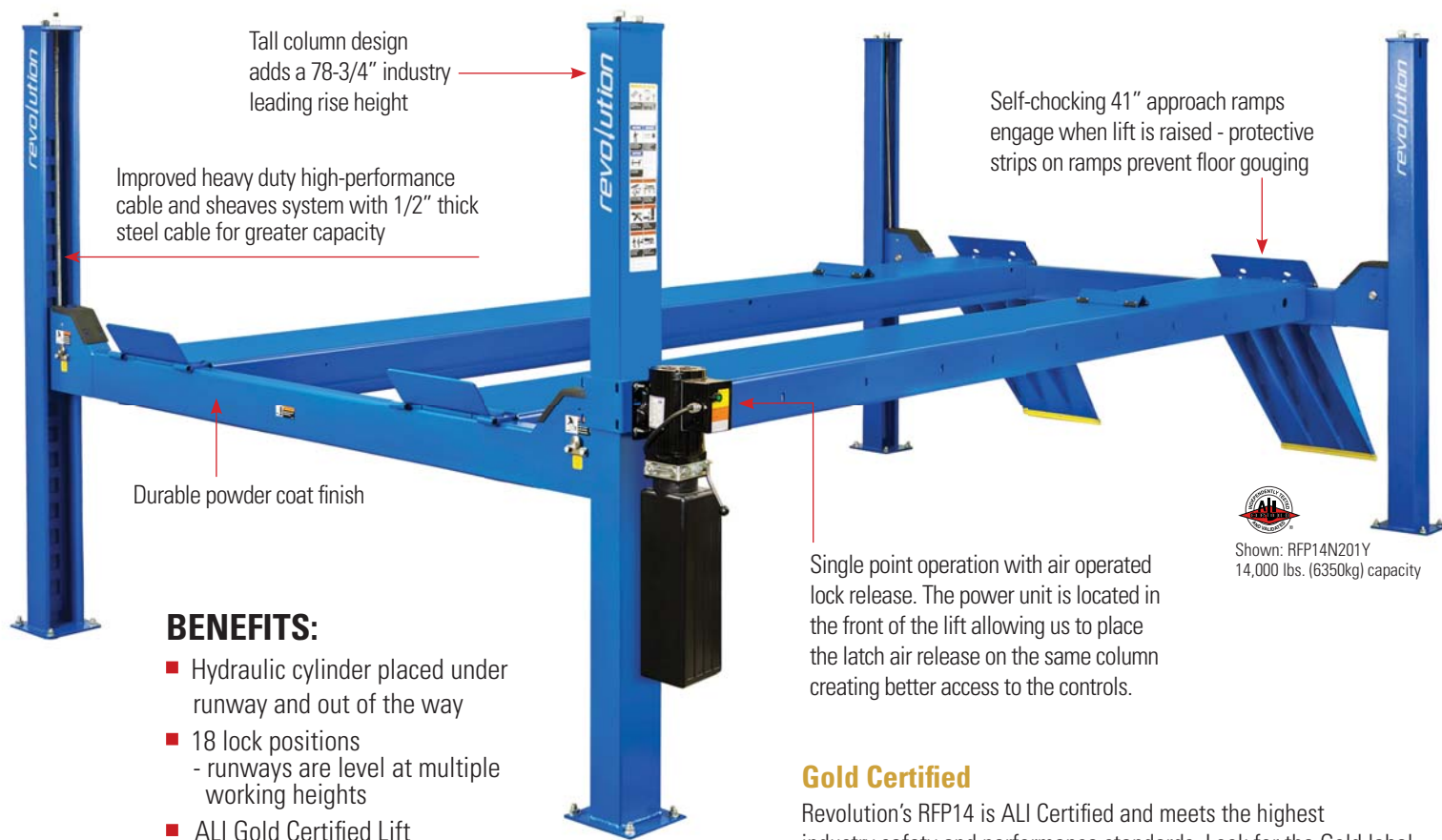


Door Bumper Kit
INCLUDES 2 BUMPERS
#TPB10-D1

Two Post LED Light Kit
INCLUDES 2 LIGHT WANDS
AND POSITIONING CLIPS
#FA5701



RFP14 General Service Drive-On Lifts 14,000 lbs. capacity



Gold Certified

Revolution's RFP14 is ALI Certified and meets the highest industry safety and performance standards. Look for the Gold label.

Specifications	RFP14
Capacity	14,000 lbs. (6350kg)
Rise	78-3/4" (2000mm)
Overall Length	250" (6350mm)
Maximum Wheelbase	182-1/2" (4636mm)
Overall Width	131-3/4" (3499mm)
Overall Height	90-1/2" (2299mm)
Width Inside Columns	116-1/4" (2902mm)
Length Between Columns	195-1/4" (4807mm)
Runway Tread Width	20" (508mm)
Width Between Runways	43" (1092mm) or 46" (1168mm)
Runway Height	7" (178mm)
Rise Time	72 seconds
Voltage/Amps	208/230, 20 amps
Motor/Phase	1ph*/2HP/50Hz or 1ph*/2HP/60Hz

*Optional 3-phase available Lift available in blue and red

RFP14 Four-Post Accessories



7,000 LB.
Rolling Jack
Air / hydraulic operation
#RRJ70G



Carbon Steel
Radius Gauges
#FA5157KIT



Stainless Steel
Radius Gauges
#TT1001



Bolt-On
Alignment Kit
#S100130MBL

2-ft. Runway
Extensions
#S100142YBL



Drive-thru
Ramps
#S100150YBL



Internal Air Kit
#FC5760-14



Jack Tray
#FC663BK




Runway LED
Lighting Kit
#FA5700

Four - Post Lifts / 14,000 lbs. capacities

RFPA14 NEW RFPA14 ALIGNMENT KIT

14,000 lbs. capacity



Shown: RFPA14N201Y
14,000 lbs. (6350kg) capacity

Specifications	RFPA14 RFPA14EL2
Capacity	14,000 lbs. (6350kg)
Max. Wheelbase	182 1/2" (4635mm) 215" (5460mm)
Max. Two Wheel Alignment	166 1/4" (4225mm)
Max. Four Wheel Alignment	157" (3987.8mm)
Min. Four Wheel Alignment	88" (2235mm)
Rise	80 3/4" (2051mm)
Length Overall	250" (6350mm) 283" (7188mm)
Width Overall	10' 11-3/4" (3346mm)
Inside of Columns	116 1/4" (2953mm)
Length Between Front and Rear Columns	195 1/4" (4959mm) 228 1/4" (5798mm)
Height of Columns	7' 6-1/2" (2281mm)
Width of Runways	20" (508mm)
Height of Runways	9" (228mm)
Width Between Runways	43" (1092mm) or 46" (1168mm)
Front of Runway to Center of Radius Gauge	Adj. 22 11/16" - 52 11/16" (576-1339mm)
Motor	2 HP
Voltage Single Phase*	208v-230v
Time of Full Rise	72 seconds

*Optional 3-phase available Lift available in blue and red

Lift includes front turnplates, rear slip plates, two rolling bridge jacks and internal air lines.



Two (2) front turnplates



7,000 LB. Rolling Jacks
(Air / hydraulic operation)



Internal Air

Gold Certified

Revolution's RFPA14 is ALI Certified and meets the highest industry safety and performance standards. Look for the Gold label.


RFP8 8,000 lbs. capacity

FEATURES:

- 72" (1829mm) lifting height
- Single point lock release
- Adjustable lock ladder
- Multi-position locks allow runways to be level at any lock position
- Standard 115V plug provided

68"
CLEARANCE
UNDER RUNWAYS

- Steel approach ramps
- Durable powder coat finish
- Available in black only
- ALI Gold Certified Lift




Model Shown: RFP8P000
8,000 lbs. capacity
Available in black only



RFP8 / RFP9 Lifts Include:



Three (3) Drip Trays



One (1) Jack Tray



Poly Caster Kit
INCLUDES FOUR
(4) CASTERS

RFP8 / RFP9 Accessories



90° Power
Unit Bracket
#S100046



Solid Deck Kit
(RFP9 ONLY)
#SH4D-9000



Rolling Bridge Jacks
(Manual operation)

4,500 lb. Capacity
(RFP9 ONLY)
#RRJ45G

3,500 lb. Capacity
(RFP8 ONLY)
#RJ35BK



Drive-thru Ramps
(RFP9 ONLY)
#SH4D-6000G



Extended Aluminum
Ramp Kit (RFP9 ONLY)
#S100160

DOUBLE YOUR PARKING SPACE INSTANTLY!

Specifications	RFP8	RFP9
Capacity	8,000 lbs. (3629kg)	9,000 lbs. (4082kg)
Rise	72" (1829mm)	84" (2134mm)
Overall length with approach ramps	207-1/2" (5270mm)	225 - 1/2" (5728mm)
Overall length without approach ramps	175 - 1/2" (4458mm)	192 - 1/2" (4889mm)
Overall width w/o motor	103 - 1/2" (2629mm)	121" (3073mm)
Approach ramp Length	32" (813mm)	36 - 1/4" (921mm)
Runway width	18 - 1/2" (470mm)	21 - 1/2" (546mm)
Runway length	169 - 1/2" (4305mm)	188" (4775mm)
Runway height	4 - 1/2" (114mm)	4 - 3/4" (121mm)
Height of columns	81 - 1/2" (2070mm)	97" (2464mm)
Clearance between columns	94" (2388mm)	109 - 1/2" (2781mm)
Clearance between runways	38" (965mm)	39" (991mm)
Outside runway to outside runway	75" (1905mm)	82" (2083mm)
Clearance under runway	68" (1727mm)	79 - 1/4" (2013mm)
Motor specs	110VAC, 1HP	110VAC, 1HP

Four - Post Lifts / 8,000 / 9,000 lbs. capacities

RFP9 9,000 lbs. capacity



Model Shown: RFP9P000
9,000 lbs. capacity
Available in black only

**PERFECT FOR
HOME USE!**

FEATURES:

- 84" (2134mm) lifting height
- Single point lock release
- Adjustable lock ladder
- Multi-position locks allow runways to be level at any lock position

**79-1/4"
CLEARANCE
UNDER RUNWAYS**

- Standard 115V plug provided
- Steel approach ramps
- Durable powder coat finish
- Available in black only
- ALI Gold Certified Lift

Will these lifts fit in my shop or garage?

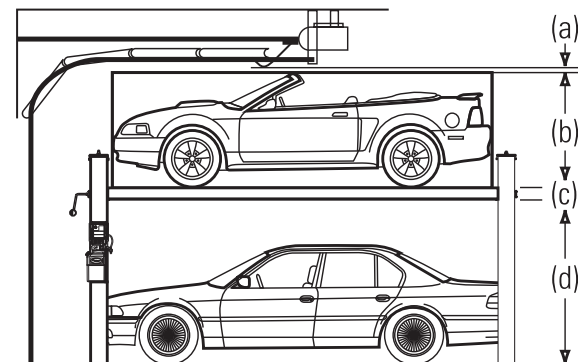
Example: Required Height Calculator for RFP9

Step 1: Determine drive under height

(d) Using the following lock heights, round your bottom vehicle height up to the nearest lock height. (See illustration to the right)

RFP9 model under runway lock heights:

17" / 431mm	35" / 889mm	53" / 1346mm	71" / 1803mm
23" / 584mm	41" / 1041mm	59" / 1498mm	77" / 1955mm
29" / 736mm	47" / 1193mm	65" / 1651mm	



Step 2: Calculate your required height to the lowest obstruction

(a) Min. clearance to lowest obstruction	2" / 50mm
(b) Top vehicle height +	
(c) Runway height +	5" / 127mm
(d) Drive under height (from step 1) +	
Required clearance height =	

For help in calculating your
required ceiling height for
RFP8 and RFP9 lifts, go to
www.revolutionlift.com
and click on
LIFT SELECTION GUIDE.

RMR6 *Mid-Rise Lift / 6,000 lbs. capacity* *Space-saving scissor-style design - excellent choice* *for low ceilings or adding a bay*


RMR6 FEATURES:

- Full 6,000 lbs. (2721kg) capacity
- Space-saving scissor-style design
- Optimal working height for tires, brakes and body repairs



Shown: RMR6
 6,000 lbs. capacity (2721kg)
 Available in black only

- Swing arms with pad adapters
- Fast operation: dual hydraulic cylinder design powers lift to full height in under 30 seconds
- Multiple locking positions at any height



Fully portable lift
110V Power Unit



Four (4) Extended Adapters included

Specifications	RMR6
Capacity	6,000 lbs. (2721kg)
Rise	54" (1372mm)
Minimum Height	5" (127mm)
Length	83" (2108mm)
Width	41-3/4" (1060mm)
Power Unit	110V or 220V
Shipping Weight	1,000 lbs. (453kg)

Lift available in black only.

1,000 / 6,000 lbs. capacity lifts

RXLDT Motorcycle Lift / 1,000 lbs. capacity DT "Drop Tail" model for wheel service - includes wheel jack

RXLDT FEATURES:

- 1,000 lbs. (453kg) capacity
- DT "Drop Tail" model for wheel service
- Includes wheel service jack
- Fully portable - includes wheel dolly
- Foot pedal controlled power unit operates on 100 psi air.
- 20" (508mm) removable approach ramp
- Five locking positions
- Fully adjustable front wheel vise prevents wheel movement during securing, lifting and maintenance.
- Diamond plate surface with powder coated finish



Shown: RXLDT with
ATV side adapters
1,000 lbs. (453kg) capacity
(Tie down straps not included)



Two (2) 12" (304mm)
side extensions are standard for
ATV and additional vehicle service
- creates a 48" (1219mm) wide lift table.



DT (drop tail) rear section is removable
for complete rear wheel access and service.



Wheel service jack included

- 1,000 lb. (453kg) capacity
- Perfect for wheel removal
- Adjustable heights - includes adapters
- Powder coat finish
- Fits under motorcycles, ATV's, lawnmowers, etc.



Part # BJ10BK



Part # AL-5500

Wheel dolly included

- Allows motorcycle lift to be moved in your garage or shop.

Specifications	RXLDT
Capacity	1,000 lbs. (453kg)
Rise	33" (838mm)
Minimum Height	7-1/4" (184mm)
Length With Ramp	113" (2870mm)
Length Without Ramp	93" (2362mm)
Approach Ramp Length	20" (508mm)
Width Of Platform	24" (609mm)
Width With ATV Adapters	48" (1219mm)
Air Requirements	90-100 PSI
Shipping Weight	690 lbs. (312kg)

Lift available in black only.

Does Your Lift Carry The Gold Label?

There is only one current standard in North America that governs the design and construction of automotive lifts.

This standard is the ANSI/ALI ALCTV 2011. ALI and its members offer a rigorous testing and certification program for lifts. Using one of three approved independent laboratories, lifts are tested to insure compliance with American National Standard (ANSI/ALI ALCTV 2011) and ANSI UL Standard 201. Periodic factory inspections are also completed to ensure manufacturing compliance.

Lifts are subjected to thorough safety tests such as 1.5 rated load test, cable cut tests and deformation tests. If the lift passes and the factory meets the standards then the lift can carry the gold "ALI Certified/ETL Listed" mark. Each individual lift model must receive its own certification. Plus, Revolution Lift's manufacturing facilities are ISO 9001 compliant. Holding this quality certification means our lifts are manufactured to the highest quality standard in the industry.

Key Certification Considerations:

- Testing must be conducted by one of only three nationally recognized testing laboratories
- There are no conditional, temporary or partial certifications. The lift is either certified or not.
- NO ONE is authorized to use or reference the ALI/ETL certification label without all testing requirements being met.



To view a list of all certified lifts, visit the ALI website at www.autolift.com

What to look for when buying a lift.

Is your lift backed by more than a website?

When you purchase a Revolution lift, you are also getting the largest and most experienced service and support network in the industry.

Can you get parts when you need them?

Revolution lifts are backed by a full inventory of service parts that can be shipped when you need them.

Who will help you install your new lift?

Revolution Lift can help you find a factory trained installer in your area. Service and installation are always available. Email Revolution at sales@revolutionlift.com or call us toll-free at 800.604.3359.

Warranty Details:

Please refer to www.revolutionlift.com for complete warranty details.

Available Lift Colors

RAL9005



RFP8 / RFP9
RMR6
RXLDT

RAL5005



RFP14 RTP9
RTP10 RTP12
R10 R12

RAL3002



RFP14 RTP12
RTP10 R12
R10

revolution®

www.revolutionlift.com

2700 Lanier Drive
Madison, IN 47250

phone: 812.273.1622

sales@revolutionlift.com

Revolution Lift is a brand of Vehicle Service Group (VSG), a strong, diverse and dynamic global leader in the vehicle service industry. Comprised of nine brands for vehicle lifting, storage lift equipment solutions and vehicle collision repair systems.

A part of the DOVER Corporation, VSG has been in the business of producing and selling safe and reliable vehicle lifts for 90 years.



Lit# REVOLUTION BROCHURE_2018.02
(SUPERCEDES REVOLUTION BROCHURE_2016.04)

©2018 Vehicle Service GroupSM. Printed in the U.S.A., All Rights Reserved.

Unless otherwise indicated, Revolution Lift®, Vehicle Service GroupSM, DOVER and all other trademarks are property of Dover Corporation and its affiliates.