

# Parking & Storage Lifts

## SERIES FEATURES:

### Light-Duty

- Perfect for cars & light trucks
- Dual hydraulic cylinders
- Dependable hydraulic design
- Easy operation & simple controls
- Electric / hydraulic power system
- Automatic safety locks

### Heavy-Duty

- Wide base plate for maximum stability
- Vehicle decks accommodate most passenger cars and light-duty trucks.
- Heavy-duty steel construction
- Built-in wheel stops
- Two-position fail-safe locking system



See it on the BendPak / Ranger YouTube Page

### PL-6SR Scissors Parking Lift

5175990

**NEW!**



Capacity - 6,000 lbs.  
Lifting Height (Top Lock) - 80.25"  
Width - 103.2" / Length - 144"

### PL-6SRX Extra Wide Scissors Parking Lift

5175998

**NEW!**



Capacity - 6,000 lbs.  
Lifting Height (Top Lock) - 80.25"  
Width - 111" / Length - 144"

### PL-7000XR Two-Post Parking Lift

5175454



Capacity - 7,000 lbs.  
Rise - 85" / Deck Length - 157.5"  
Width - 98" / Length - 173.5"

### HD-973PL Tri-Level Parking Lift

5175238

**NEW!**



Capacity - 7K lbs. Top Deck / 9K lbs. Bot. Deck  
Overall Height - 280" / Deck Length - 157"  
Width - 119" / Length - 214"

### PL-14000 3-Level Parking Lift

5175440



Capacity - 7,000 lbs. Per Deck  
Overall Height - 281" / Deck Length - 137"  
Width - 119" / Length - 194"

### PL-14000-20 3-Level Parking Lift

5175128



Capacity - 7,000 lbs. Per Deck  
Overall Height - 235" / Deck Length - 137"  
Width - 119" / Length - 194"

### PL-14000-18 3-Level Parking Lift

5175228




Capacity - 7,000 lbs. Per Deck  
Overall Height - 211" / Deck Length - 137"  
Width - 119" / Length - 194"

### PL-18000 4-Level Parking Lift

5175460



Capacity - 6,000 lbs. Per Deck  
Overall Height - 364" / Deck Length - 155"  
Width - 114" / Length - 189"



**PL-18000**

**GALLERY:**



**PL-6SR**  
5175990

## The Fully Collapsible Parking Lift

**NEW!**



### POWER REQUIREMENTS

**Standard - Power Unit Console** (Single unit operation)


- Motor Voltage: 208-240 VAC / 50/60Hz / 1Ph
- Power Consumption: 1,500 Watts
- Motor Horsepower: 2 HP
- Starting Amps: 25A
- Normal Running Amps: 12-18A

**Optional multi-unit power unit console available** (Operates up to 14 lifts)

 See it on YouTube



**AUTOSTACKER**



**BP BendPak.**



**AUTOSTACKER**™

# Multi-Platform Parking Lift

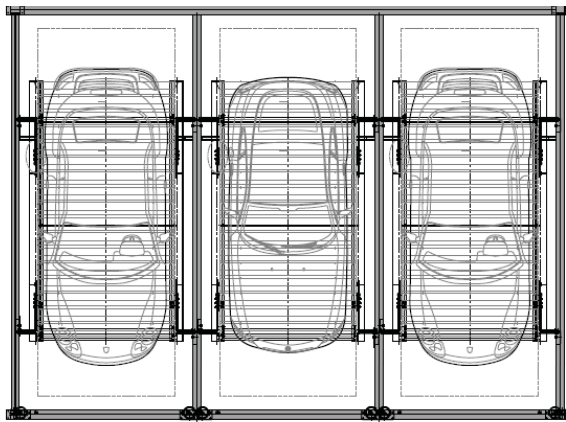
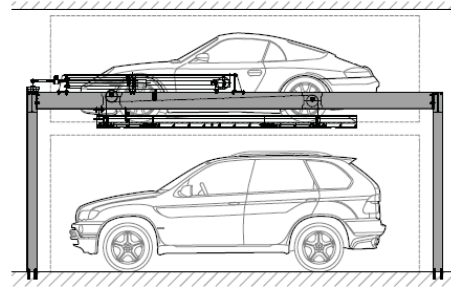
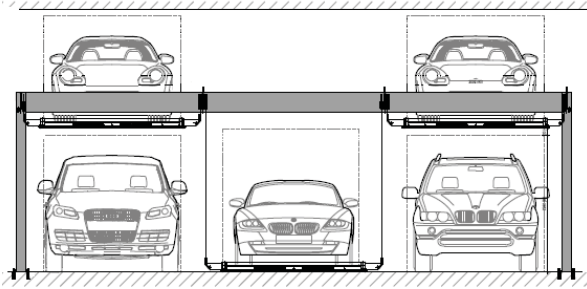
## SERIES FEATURES:

- 6,000 lbs. capacity per deck
- Perfect for cars, light trucks and ATVs
- Rugged I-beam and C-channel construction
- Wide base plate for maximum stability
- Superstructure features durable powder coat finish
- Dual hydraulic cylinders with heavy-duty steel lifting cable
- Heavy-duty steel construction
- Reliable electric-hydraulic power system
- Full-width platform to keep bottom vehicles protected
- Features heavy-duty 3/8" aircraft cable
- Rugged 1-1/4" roller axles
- Extended Columns for wide-clearance vehicles (PL-6KDTX)

**PL-6KDT** 5175157  
**PL-6KDTX (Extended)** 5175212  
Tandem Lift



- Simple controls
- High-speed lifting
- Oversized sheave diameter reduces cable fatigue
- Multi-position safety locks in each column
- Runways feature non-skid surface
- Independent backup slack-cable safety latches



MODEL	PL-6KDT Double	PL-6KDTX Double Extended	PL-6KT Triple
Lifting Capacity / Deck	6,000 lbs.	6,000 lbs.	6,000 lbs.
Overall Width	211"	250"	308"
Overall Length	236.5"	236.5"	236.5"
Platform Width	82"	82"	82"
Length of Platforms	152"	152"	152"
Drive Clearance	93"	93"	93"
Max. Rise	89"	89"	89"

**PL-6KT**  
Triple Deck  
Platform Lift  
5175154

