



2-POST LIFT OVERVIEW

- » Available in capacities from 9,000 lbs. to 18,000 lbs.
- » Models available with 2-stage, 3-stage, Versymmetric® and express service pads to suit your shop's distinct needs
- » Solid-piece column construction to increase the life span of your lift
- » Multiple locking positions allow technicians to work at a comfortable, ergonomic height
- » Double screw footpads allow you to manually adjust for height variance and properly balance any lifted vehicle
- » Overhead shut off system prevents vehicles from being raised too high

Versymmetric®
Technology

800-648-5438

2-POST FAMILY

For full specs on each 2-post model, please consult your Authorized Challenger dealer today.



CLFP9

9,000 LB. CAPACITY

- » Features 10⁷/₈" overall column height for lower ceiling applications
- » Low profile drive-over floor plate for easy vehicle positioning
- » 3-stage front and 3-stage rear arms for maximum sweep
- » Double screw footpads for further balance adjustment



LE10

10,000 LB. CAPACITY

- » Symmetric or asymmetric lifting accommodates a broader range of vehicles
- » 3-stage front and 2-stage rear arms offer more accurate spotting on the first attempt
- » Pulley-less jacketed single-point lock release system reduces wear
- » 2' height extensions available
- » ALI/ETL certified



SA10

10,000 LB. CAPACITY

- » Can be configured for symmetric or asymmetric lifting depending on your shop's service requirements
- » 3-stage front and 2-stage rear arms provide greater overall arm sweep
- » Adjustable height and width options and optional 2' height extensions offer versatility
- » ALI/ETL certified

HEAVY-DUTY MODELS



E12 / E15

12,000 / 15,000 LB. CAPACITY

- » 2-stage front and 2-stage rear arms for symmetric lifting
- » Adjustable column height to accommodate high-profile vehicles
- » Pulley-less jacketed single-point lock release system reduces wear
- » All necessary truck adapters included
- » ALI/ETL certified



CL12

12,000 LB. CAPACITY

- » 3-stage front and 3-stage rear arms lift trucks as well as passenger cars
- » Geared arm restraints for safe lifting
- » 60" lifting carriage ensures column stability
- » Steel pulleys reduce wear and tear
- » All necessary truck adapters included
- » 1' and 2' height extensions available
- » ALI/ETL certified



15000 / 15000-3S / 18000

15,000 / 18,000 LB. CAPACITY

- » Heavy-duty 2-stage arms for symmetric lifting
- » 3-stage arms (15000-3S) available to accommodate cargo and low step vans
- » 60" lifting carriage ensures column stability
- » Steel pulleys reduce wear and tear
- » 1' and 2' height extensions available
- » ALI/ETL certified

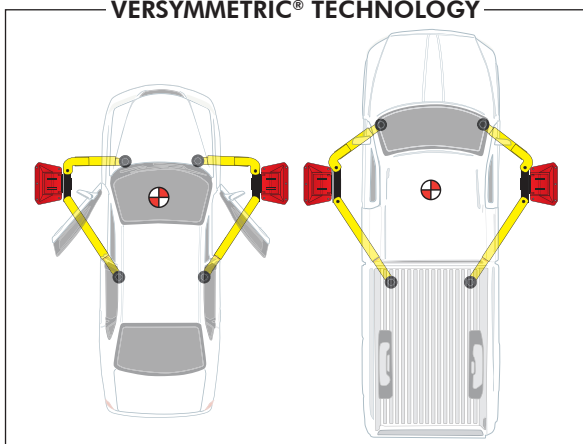


CL10V3 | 10,000 LB. CAPACITY

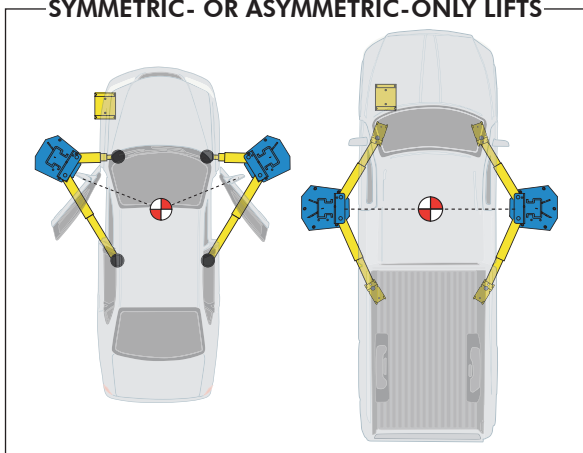
Service the widest range of vehicles and maximize your bottom line with Challenger's flagship CL10V3 model, featuring our exclusive Versymmetric® technology. 3-stage front and 3-stage rear arms with our industry-first directSPOT™ design eliminate the need to shuffle a vehicle back and forth to swing the front arm clear of the tire to reach recommended lift points. Accurate first-try spotting will boost your productivity and reduce frustration in your shop.

We offer the CL10V3 in several configurations to meet your service application needs. A drive-on pad option offers the quickest vehicle spotting for express bays. Quick Cycle™ models can increase lift speed to just 27 seconds rise and 17 seconds lower. Even adjustable height and width options are available, making the CL10V3 the best choice for any service professional. Expand your service potential with our most versatile, easy-to-operate lift. ALI/ETL certified.

VERSYMMETRIC® TECHNOLOGY



SYMMETRIC- OR ASYMMETRIC-ONLY LIFTS




Versymmetric® Technology **directSPOT™**

CL10V3-XP9

EXPRESS SERVICE MODEL
9,000 LB. CAPACITY

Express service models are available with quick cycle, dual pendant controls and/or height extensions.



RAISE
27
SECONDS

LOWER
17
SECONDS

QUICK CYCLE ADDITION

- » A true express service solution
- » Decreases vehicle travel time by 30 percent

ACCESSORIES



TURF RAIL

7,000 LB. CAPACITY
SHOWN ON MODEL CL10V3

Challenger's new Turf Rail attachment for 2-post lifts is designed to pick up turf and all-terrain equipment by wheel engagement. The patented system is fully adjustable from wheelbases ranging from 26" to 116."



FOOTPAD OPTIONS

PART #	DESCRIPTION	FITS
B2260	Round rubber-style double screw foot pad assembly	9K & 10K capacity lifts
B2270	Square rubber-style double screw foot pad assembly	9K & 10K capacity lifts
10300	Luxury car adapters	CL10 / CS1020
10313	6" stack adapter extension	10K & 12K capacity lifts
10315	Stack adapter kit	10K & 12K capacity lifts
10314	Universal frame engaging adapter	10K / 12K / 15K capacity lifts
10316	Organizer rack for stack adapter extensions	Stores 10315, 10314, 10314 & 10318
10317	Reducer bushing kit for use with 10314	15K & 18K capacity lifts
10319	Truck adapter and extension kit with B2260	9K, 10K & 12K capacity lifts
10333	Sprinter adapter kit	15000 series
B121625-12	Square rubber-style, adjustable foot pad assembly	CL12, E12, Q12

WORKSTATIONS & OTHER OPTIONS

PART #	DESCRIPTION	FITS
TR-07	Turf rail quick change attachment	CL10/ LE10/ CLFP9/ CL12/ E12/ SA10
B99700	Tire tool manager workstation with filter regulator	All 2-post lifts
B10264A	Air/electric workstation with filter/lubricator/regulator	All 2-post lifts
3PH208	Power unit upgrade to 3 phase - 208V	All 2-post lifts
3PH230	Power unit upgrade to 3 phase - 230V	All 2-post lifts
3PH460	Power unit upgrade to 3 phase - 460V	All 2-post lifts
CLXP9	Low profile express service pad	CL10

EXTENSION OPTIONS

LIFT MODEL	1'	2'	3'
LE10	-	LE10EH2	-
SA10	-	SA10EH2	-
CL10 series	-	A2006-2	A2006-3
12000 / CL12	12502-176H	12502-188H	-
E12	-	E12EH2	-
15000/18000	-	12117	-

For more information, contact your Authorized Challenger Lifts Distributor:

800-648-5438 | 502-625-0700 | Fax: 502-625-0711 | Email: sales@challengerylifts.com
2311 South Park Road | Louisville, KY 40219



Challenger Lifts, Inc. reserves the right to make changes to specifications without notice and without making changes retroactive. Unloading, installation and oil not included.